


MXZ SERIES

Advancements in the MXZ Series include efficiency and flexibility in system expansion capabilities. The best solution when requiring multi-system air conditioning needs.



R410A

2-port

MXZ-2D33VA
MXZ-2D42VA2
MXZ-2D53VA (H)2



R410A

3-port 4-port

MXZ-3E54VA
MXZ-3E68VA
MXZ-4E72VA



R410A

4-port 5-port

MXZ-4E83VA
MXZ-5E102VA




R410A

6-port

MXZ-6D122VA2

EXAMPLE SYSTEM

MXZ-6D122VA2 system



Handle Up to 6 Rooms with a Single Outdoor Unit

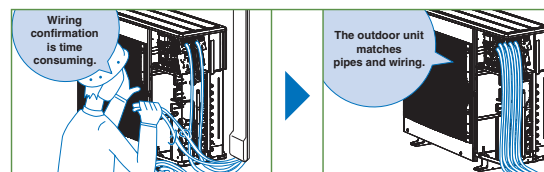
The MXZ Series offers a nine-system line-up to choose from, ranging between 3.3 and 12.2kW. All of them are compatible with specific M, S and P series indoor units. A single outdoor unit can handle a wide range of building layouts.

Support Functions

Wiring/Piping Correction Function* (3E54/3E68/4E72/4E83/5E102/6D122)

Simply press a single button to confirm if wiring and piping are properly connected. Wiring errors are corrected automatically when discovered. This eliminates the need to confirm complicated wiring connections when expanding the system. (For details, refer to the outdoor unit installation manual.)

* Function cannot be used when the outdoor temperature is below 0°C. The correction process requires 10–20 minutes to complete and must be conducted with the unit set to the "Cooling" mode.



Ampere Limit Adjustment*

(4E83/5E102/6D122)

Dipswitch settings can be used to adjust the maximum electrical current for operation. This function is highly recommended for managing energy costs. (For details, refer to the outdoor unit installation manual.)

* Maximum capacity is lowered with the use of this function.

Operation Lock

To accommodate specific use applications, cooling or heating operation can be specified when setting the control board of the outdoor unit. A convenient option when a system needs to be configured for exclusive cooling or heating service. (For details, refer to the outdoor unit installation manual.)



Type (Inverter Multi - Split Heat Pump)			Up to 2 Indoor Units					Up to 3 Indoor Units		Up to 4 Indoor Units		Up to 5 Indoor Units	
Indoor Unit			Please refer to (*4)										
Outdoor Unit			N: MXZ-2D33VA	N: MXZ-2D42VA2	N: MXZ-2D53VA2	N: MXZ-2D53VAH2	N: MXZ-3E54VA	N: MXZ-3E68VA	N: MXZ-4E72VA	MXZ-4E83VA	MXZ-5E102VA		
Refrigerant			R410A**1										
Power Supply			Outdoor power supply 220 - 230 - 240V / Single / 50										
Cooling	Capacity	Rated	kW	3.3	4.2	5.3	5.3	5.4	6.8	7.2	8.3	10.2	
		Min - Max	kW	1.1 - 3.8	1.1 - 4.4	1.1 - 5.6	1.1 - 5.6	2.9 - 6.8	2.9 - 8.4	3.7 - 8.8	3.7 - 9.2	3.9 - 11.0	
	Input (Indoor+Outdoor)	Rated	kW	0.90	1.00	1.54	1.54	1.35	2.19	2.25	2.44	3.15	
	Design Load		kW	3.3	4.2	5.3	5.3	5.4	6.8	7.2	8.3	10.2	
	Annual Electricity Consumption*2		kWh/a	211	216	262	262	295	425	443	460	537	
Heating (Average Season)	Capacity	Rated	kW	4.0	4.5	6.4	6.4	7.0	8.6	8.6	9.3	10.5	
		Min - Max	kW	1.0 - 4.1	1.0 - 4.8	1.0 - 7.0	1.0 - 7.0	2.6 - 9.0	2.6 - 10.6	3.4 - 10.7	3.4 - 11.6	4.1 - 14.0	
	Input (Indoor+Outdoor)	Rated	kW	0.96	0.93	1.70	1.70	1.59	2.38	2.28	2.00	2.34	
	Design Load		kW	2.7	3.2	4.5	4.5	5.0	6.8	7.0	8.7	8.9	
	Declared Capacity	at reference design temperature	kW	2.1	2.7	3.7	3.6	4.0	5.4	5.6	7.1	7.3	
Max. Operating Current (Indoor+Outdoor)	Capacity	at bivalent temperature	kW	2.4	3.0	4.0	4.0	4.49	6.0	6.2	7.8	7.9	
		at operation limit temperature	kW	1.7	2.3	3.3	3.0	3.17	4.4	4.7	6.0	6.3	
	Back Up Heating Capacity		kW	0.6	0.5	0.8	0.9	1.0	1.4	1.4	1.6	1.6	
	Annual Electricity Consumption*2		kWh/a	926	1065	1507	1546	1751	2466	2516	2889	2958	
	SCOP**4			4.1	4.2	4.2	4.1	4.0	3.9	3.9	4.2	4.2	
	Energy Efficiency Class**4			A	A+	A+	A+	A+	A	A	A+	A+	
				A	A	12.2	12.2	12.2	18.0	18.0	18.0	21.4	21.4
	Outdoor Unit	Dimensions	H x W x D	mm	550 - 800(+69) - 285(+59.5)				710 - 840(+30) - 330(+66)		796 - 950 - 330		
		Weight		kg	32	37	37	38	58	58	59	63	64
		Air Volume	Cooling	m ³ /min		32.9	27.7	32.9	32.9	42.1	42.1	42.1	55.6
Heating			m ³ /min		33.7	33.3	33.3	33.3	43.0	43.0	43.0	55.6	68.0
Sound Level (SPL)		Cooling	dB(A)		49	46	50	50	50	50	50	49	52
		Heating	dB(A)		50	51	53	53	53	53	53	51	56
Sound Level (PWL)		Cooling	dB(A)		63	60	64	64	64	64	64	61	65
Breaker Size		A		10	15	15	15	25	25	25	25	25	
Ext. Piping	Diameter	Liquid	mm	6.35 x 2	6.35 x 2	6.35 x 2	6.35 x 2	6.35 x 3	6.35 x 3	6.35 x 4	6.35 x 4	6.35 x 5	
		Gas	mm	9.52 x 2	9.52 x 2	9.52 x 2	9.52 x 2	9.52 x 3	9.52 x 3	12.7x1+9.52x3	12.7x1+9.52x3	12.7x1+9.52x4	
	Total Piping Length (max)	m	20	30	30	30	50	60	60	70	80		
	Each Indoor Unit Piping Length (max)	m	15	20	20	20	25	25	25	25	25		
	Max. Height	m	10	15 (10)*3	15 (10)*3	15 (10)*3	15 (10)*3	15 (10)*3	15 (10)*3	15 (10)*3	15 (10)*3		
Guaranteed Operating Range [Outdoor]	Cooling	°C		-10 ~ +46	-10 ~ +46	-10 ~ +46	-10 ~ +46	-10 ~ +46	-10 ~ +46	-10 ~ +46	-10 ~ +46	-10 ~ +46	
	Heating	°C		-15 ~ +24	-15 ~ +24	-15 ~ +24	-20 ~ +24	-15 ~ +24	-15 ~ +24	-15 ~ +24	-15 ~ +24	-15 ~ +24	

N: Please refer to the NOTE below.

Type (Inverter Multi - Split Heat Pump)			Up to 6 Indoor Units					
Indoor Unit			Please refer to (*5)					
Outdoor Unit			MXZ-6D122VA2					
Refrigerant			R410A**1					
Power Supply			Outdoor power supply 220 - 230 - 240V / Single / 50					
Cooling	Capacity	Rated	kW	12.2				
		Min - Max	kW	3.5 - 13.5				
	Input**5	Rated	kW	3.66				
	EER**6			3.33				
Heating	Capacity	Rated	kW	14.0				
		Min - Max	kW	3.5 - 16.5				
	Input**5	Rated	kW	3.31				
	COP**6			4.23				
Operating Current (max)**5		A	26.8					
	Dimensions	H x W x D	mm	1048 - 950 - 330				
Outdoor Unit	Weight		kg	88				
	Air Volume	Cooling	m ³ /min	63.0				
		Heating	m ³ /min	77.0				
	Sound Level (SPL)	Cooling	dB(A)	55				
		Heating	dB(A)	57				
	Sound Level (PWL)	Cooling	dB(A)	70				
	Breaker Size		A	32				
Ext. Piping	Diameter	Liquid	mm	6.35 x 6				
		Gas	mm	12.7x1+9.52x5				
	Total Piping Length (max)	m	80					
	Each Indoor Unit Piping Length (max)	m	25					
	Max. Height	m	15 (10)*3					
Guaranteed Operating Range [Outdoor]	Cooling	°C	-10 ~ +46					
	Heating	°C	-15 ~ +24					

NOTE

When connecting the MFZ-KJ series indoor unit(s) to this outdoor unit, charge additional refrigerant according to the instructions in the diagram below.

MXZ-2D33VA

No. of MFZ-KJ indoor units	Pipe length (L)		Maximum amount of refrigerant
	~20m		
1 unit	100g additional (Total 1250g)		1250g
2 units	Not available (Only one MFZ-KJ series indoor unit can be connected.)		

MXZ-2D42VA2 MXZ-2D53VA2 MXZ-2D53VAH2

No. of MFZ-KJ indoor units	Pipe length (L)		Maximum amount of refrigerant
	~20m		
1 unit	100g additional (Total 1400g)	100g+{(L-20)m x 20g/m}	1600g
2 units	200g additional (Total 1500g)	200g+{(L-20)m x 20g/m}	1700g

MXZ-3E54VA

No. of MFZ-KJ indoor units	Pipe length (L)		Maximum amount of refrigerant
	~40m		
1 unit	100g additional (Total 2800g)	100g+{(L-40)m x 20g/m}	3000g
2 units	200g additional (Total 2900g)	200g+{(L-40)m x 20g/m}	3100g
3 units	300g additional (Total 3000g)	300g+{(L-40)m x 20g/m}	3200g

MXZ-3E68VA MXZ-4E72VA

No. of MFZ-KJ indoor units	Pipe length (L)		Maximum amount of refrigerant
	~40m		
1 unit	100g additional (Total 2800g)	100g+{(L-40)m x 20g/m}	3200g
2 units	200g additional (Total 2900g)	200g+{(L-40)m x 20g/m}	3300g
3 units	300g additional (Total 3000g)	300g+{(L-40)m x 20g/m}	3400g

*1 Refrigerant leakage contributes to climate change. Refrigerant with lower global warming potential (GWP) would contribute less to global warming than a refrigerant with higher GWP, if leaked to the atmosphere. This appliance contains a refrigerant fluid with a GWP equal to 1975. This means that if 1 kg of this refrigerant fluid would be leaked to the atmosphere, the impact on global warming would be 1975 times higher than 1 kg of CO₂, over a period of 100 years. Never try to interfere with the refrigerant circuit yourself or disassemble the product yourself and always ask a professional.

*2 Energy consumption based on standard test results. Actual energy consumption will depend on how the appliance is used and where it is located.

*3 If the outdoor unit is installed higher than the indoor unit, max. height is reduced to 10m.

*4 EER/COP, EEL rank, SEER/SCOP values and energy efficiency class are measured when connected to the indoor units listed below.

MXZ-2D33VA → MSZ-SF15VA + MSZ-EF18VE
 MXZ-2D42VA2 → MSZ-EF18VE + MSZ-EF25VE
 MXZ-2D53VA(H)2 → MSZ-EF18VE + MSZ-EF35VE
 MXZ-3E54VA → MSZ-EF18VE + MSZ-EF18VE + MSZ-EF18VE
 MXZ-3E68VA → MSZ-EF18VE + MSZ-EF25VE + MSZ-EF25VE
 MXZ-4E72VA → MSZ-EF18VE + MSZ-EF18VE + MSZ-EF18VE + MSZ-EF18VE
 MXZ-4E83VA → MSZ-EF18VE + MSZ-EF18VE + MSZ-EF22VE + MSZ-EF25VE
 MXZ-5E102VA → MSZ-EF18VE + MSZ-EF18VE + MSZ-EF22VE + MSZ-EF22VE

*5 Power input and operating current (max) figures are for outdoor unit only

*6 EER/COP, EEL rank, values and energy efficiency class are measured when connected to the indoor units listed below.

MXZ-6D122VA2 → MSZ-EF18VE + MSZ-EF18VE + MSZ-EF18VE + MSZ-EF18VE + MSZ-EF25VE + MSZ-EF25VE